

Put Punch in Your PRODUCTION

KITAMURA®
Machining Challenges-Simplified®

MYCENTER®
4XV Vertical Machining Center

Install a Mycenter-4XV and that small amount of floorspace will become the most productive in your shop! This VMC is simply amazing. Power, speed, capacity and a host of performance features including Kitamura's exclusive Arumatik® Mi Pro CNC . . . the Mycenter-4XV's got it all!

Check out these value-driven performance features:

- Powerful, High Speed, 41HP 15,000min⁻¹ Dual Contact Spindle
- Class-Leading High Capacity 40 Tool ATC, #40
- Thermally Stable Rigid Meehanite Cast Construction
- Compact Space-Saving Design - Only a 3,039 x 2,293mm (119.6" x 90.3") Footprint. Truly the Size of a 30" machine
- Spacious and Ergonomic Work Envelope


Synchronized two piece door actuated by scissor mechanism.
Standard Door Interlock for safety

40T ATC Standard! Rear loading station for easy maintenance



Standard Lift Up Conveyor can be positioned on either left or right-hand side of the machine


Arumatik®-Mi Pro Advanced CNC Controller offers a swivel panel for operator convenience



3-Block, Double Roller LM Guide System
Ultra-super-high rigidity.
Long term smooth motion operation.



From roughing to fine finishing, the Mycenter-4XV easily cuts a wide variety of materials. It brings a whole new dimension to VMC versatility.



Large Ergonomic Work Envelope with Smooth Chip Flow

- Base Wash Coolant
- Dual Internal Chip Augers
- X & Z Axes are Completely Covered

Arumatik-Mi Pro CNC Controller

The Mycenter-4XV is equipped with the latest, state-of-the-art Kitamura Arumatik®-Mi Pro CNC Controller. Feature packed with high speed machining functions second to none, the Arumatik®-Mi Pro offers up to 16x faster processing speeds when compared to today's conventional controls.

MYCENTER 4XV SPECIFICATIONS

Table

Table Size	500 x 1,120mm (19.7" x 44.1")
T-Slot (Width x Qty.)	18mm (0.71") x 5
Max. Table Load	1,000kg (2,200 lbs.)

Travels

X-Axis Travel	1,020mm (40.2")
Y-Axis Travel	510mm (20.1")
Z-Axis Travel	510mm (20.1")
Distance from Table Top to Spindle Nose	100 to 610mm (3.9" to 24.0")

Spindle

Spindle Taper	#40 NST
Spindle Speed	15,000min ⁻¹ Built-In
Spindle Motor	31kW (41HP) AC/2 min 25kW (33HP) AC/Cont.

Feed

Rapid Feed X,Y	52m/min (2,047ipm)
Rapid Feed Z	48m/min (1,890ipm)
Cutting Feed Rate X, Y, Z	20m/min (787ipm)

ATC

Tool Storage Capacity	40 Tools - CT 40
Tool Selection Method	Memory Random
Max. Tool Size (Dia. x L) With Adjacent Tool Pots Empty	Ø75mm x 300mm (Ø3.0" x 11.8") Ø150mm x 300mm (Ø5.9" x 11.8")
Max. Tool Weight	7kg (15.4 lbs.)
Tool Change Time (T-T / C-C)	2.2 seconds / 4.2 sec min.

Machine Dimensions

Floor Space (W x D)	3,039 x 2,293mm (119.6" x 90.3") - Super Compact!
---------------------	---


Specifications subject to change without notice.




Control Standard Features

- Large 15" Touch Screen Color LCD
- 1680 Block Look-Ahead
- 2,800 Block Per Second Processing Speed
- High-Speed, High-Accuracy Control
- Super Smooth Surface (SSS) Control
- Work Coordinate Offsets - 54 Sets
- 5120 Meters Memory
- USB Memory Interface and Ethernet I/F for Faster and Smoother Program Transfer
- Macro Variable, 700 Sets
- Tool Offset, 400Pcs, 6 Digits
- 3-Dimensional Tool Radius Compensation
- Helical Interpolation
- Circular Interpolation
- Optional Block Skip
- Inverse Time Feed
- Alarm Guidance

Check Out Our Entire V-Series Machine Line Up!



Mycenter®-2XVSP 2APC



Mycenter®-3XVT 4+1 Machining



Mycenter®-3XV Ultra Compact VMC

KITAMURA® Machining Challenges-Simplified®

Kitamura Machinery Co., Ltd. (Head Office and Works)
Kitamura Machinery of U.S.A., Inc. (U.S.A. Corporate Headquarters)
Kitamura Machinery GmbH (European Headquarters)

www.kitamura-machinery.co.jp
www.kitamura-machinery.com
www.kitamura-machinery.eu

TEL: +81 766 63 1100
TEL: +1 847 520 7755
TEL: +49 211 657 9010