



SWISS TYPE AUTOMATIC LATHE equipped with star motion control system 

SW-20



STAR Environmental Standards Conformity models

Rapid and flexible machining of complex components, achievable by the SW-20

Complicated part machining

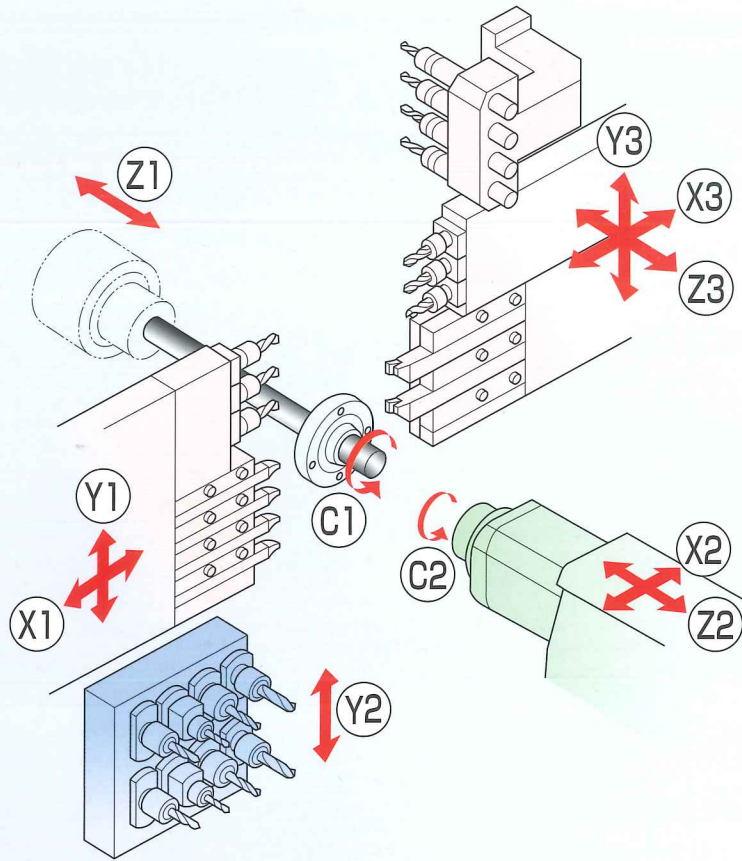


SWISS TYPE AUTOMATIC LATHE
equipped with star motion control system

SW-20

The Swiss-type automatic lathe SW-20, equipped with the Star Motion Control System strives for reduced idle time for complex parts from the aspect of both the mechanical and control systems. With the fastest speed ever realized, this machine meets the needs of the manufacturing industry where high added value and high productivity are required.

High productivity



● Opposing gang-type tool post

Thanks to simultaneous machining (turning + drilling) by independently controlled opposing gang-type tool posts, machining time drastically reduced.

● Back working tool post (with Y-axis control) exclusively designed for 8-spindle capability

The machine employs a tool post (with Y-axis control) which is exclusively designed for 8-spindle back working. It enables efficient separation division through enhanced simultaneous machining on both the front and rear sides.

● Star Motion Control System

The unique control technology known as the Star Motion Control System achieves a smooth and uninterrupted tool path and achieves shortened non-cutting time.

● Electric Drives

By eliminating hydraulically driven equipment and introducing electrically-driven equipment, idle time between each axis operation is reduced and energy saving is achieved.


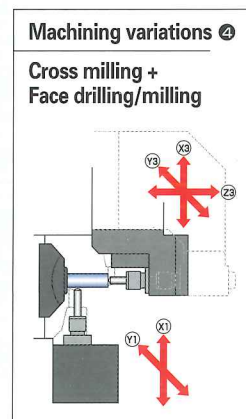

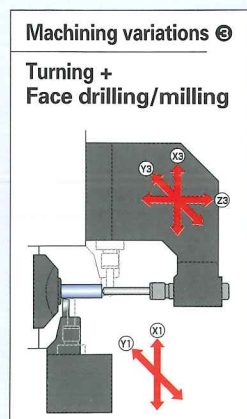

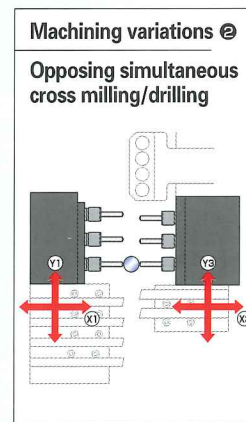

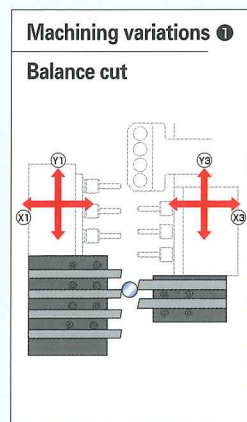
● Chucking unit

The collet can be opened/closed without decreasing the spindle rotation speed, thus reducing the non-cutting time at the time of spindle acceleration/deceleration.

Verification of ultra-high production machine Machining variations



With an independently controlled, opposing gang-type tool post, "versatile simultaneous machining" is achieved and machining time is vastly reduced!



Strengthened machining capability

● A tool post (with Y-axis control) exclusively designed for 8-spindle back working

The tool post designed for back working can accommodate a maximum of 6 power-driven tools to allow versatile complex machining (cross milling, slotting, etc.) on the rear side.

● High-power sub spindle

The sub spindle employs a spindle motor with the same power as the main spindle. This improves the machining capability on the back side and accommodates the machining of a range of difficult materials.

● Machining of demanding materials

In combination with a high-pressure coolant unit (optional), this model is suited to the machining of a range of exotic materials.



Improved operability and workability

Thanks to the latest NC unit, a range of new functions are available to improve both operability and workability.

[Major new functions]

Alarm help function

- Contents of alarms can be checked on the NC screen.

Program check function

- Contents of created programs can be checked in advance.

Code help function

- Contents of codes can be checked on the NC screen.

Manual handle retrace function

- A program can be checked, using the actual machine, through operation with manual pulse generator (in forward/reverse directions).

Key operation protective function

- By using a timer to set a time to depress each key, the machine can be prevented from malfunctioning.

Product counter screen display function

- Estimated time to count-up is displayed.


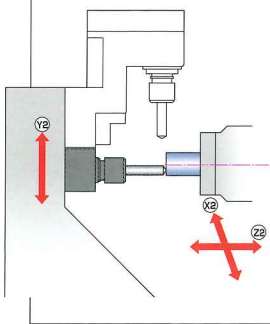
Verification of ultra-high production machine Machining variations

2

With a tool post (with Y-axis control) exclusively designed for 8-spindle back working, "versatile back working" is achieved for optimal machining process.

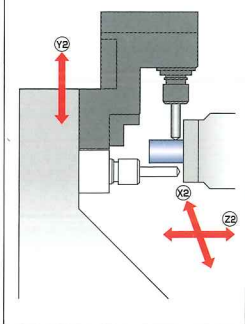
Machining variations ⑤

Back eccentric drilling



Machining variations ⑥


Back cross milling



Examples of SW-20 machining unit


Front drilling unit

Refer to the machining variation 4.



Back cross milling unit

Refer to the machining variation 6.




Mechanical and control design to minimize machining time and maximize efficiency

Ultra-high production machine background ①

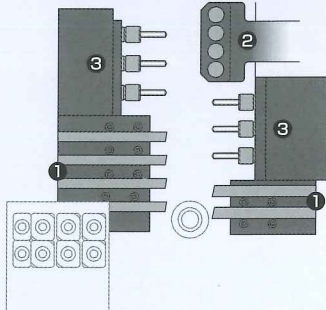
The combination of the opposing gang-type tool post and back-working tool post with Y-axis control function ensures optimal process operations.

Simultaneous machining by independent control dramatically reduces cutting time. . . .

Opposing gang-type tool post



Front side Rear side



An opposing gang-type tool post with rapid tool selection function is arranged for front working. (2-axis control on the front and 3-axis control on the rear side) Each tool post is independently controlled for simultaneous machining (turning, drilling, milling, etc.) in order to reduce machining time.

TOOLING system

- ① Turning tool 6 pcs.
- ② Front-end stationary tool 4 pcs.
Rear-end stationary tool 2 pcs.
(max. 4 pcs.)
- ③ Power-drive tool 6 pcs.

CONTROL axis

- Front side : X1, Y1
- Rear side : X3, Y3, Z3

Enhanced front/rear simultaneous machining capabilities. . . .

Back 8-Spindle unit



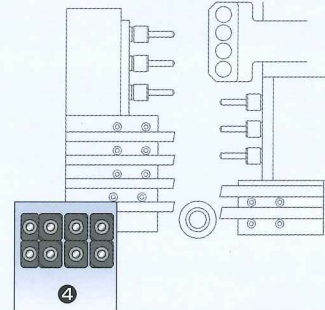
The tool post exclusively designed for back working is equipped with Y-axis controlled 8-spindle unit. A variety of tooling including a maximum of 8 stationary tools and 6 power-driven tools, can perform extended complex machining on the rear side. These features effectively divide the process into the front-end and rear-end.

TOOLING system

- ④ Stationary tool Max. 8 tools
- Power-driven tool Max. 6 tools

CONTROL axis

- Y2 axis



Ultra-high production machine background ②

The unique Star Motion Control System dramatically reduces idle time.

Control system changeovers, tool changes and arithmetic processing time are shortened by the original Star Motion Control System. This also facilitates optimized timing for M codes and S codes and minimizes non-cutting time.

Under the CNC control, the machining process advances from "tool selection" to "approach", "cutting", "retracting", "next tool selection", "approach" and "next cutting" and non-cutting time greatly influence the cycle time. The Star Motion Control System has been developed to reduce this non-cutting time.

① Optimized queuing

Queuing in multi-spindle/multi-system machining is optimized so that the idle time for spindle change, weight change, cycle change, etc. is dramatically reduced.

② Pre-analysis of NC codes

Through optimization, NC codes (buffering, nose R calculation, coordinate system setting, etc.) can be previously analyzed, which contributes to the reduction of arithmetic processing time.

③ Automatic creation of command data during multiple operations


Data for commanding multiple operations can be automatically created by optimized operation. The next operation can be started without waiting for signal processing or checking for operation completion.

Concept of reduction of non-cutting time

Conventional CNC-controlled machining



Machining through Star motion control system




Concept of cutting time reduction

Conventional CNC-controlled machining



Machining through Star motion control system



□ Standard Machine Specifications

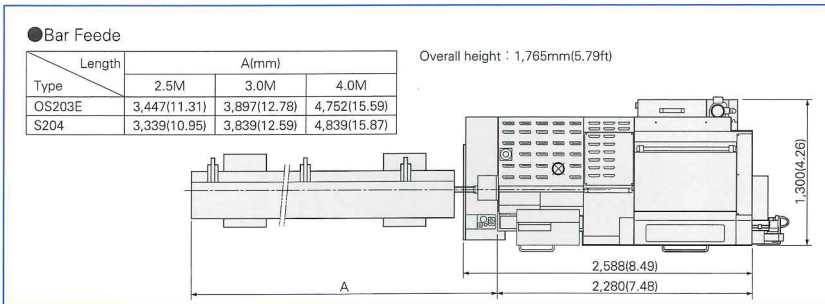
Item		Specifications	
Max. machining diameter		φ20mm(25/32in)	
Max. headstock stroke	Standard	205mm(8in)	
	With R.M.G.B.	175mm(6-57/64in)	
Tool post configuration	Front	Turning tool + Power-driven tool	
	Rear	Turning tool + 4-spindle sleeve holder + Power-driven tool	
Number of tools	Front	4 tools	
	Rear	2 tools	
Tool shank		□12mm / □16mm	
4-spindle sleeve holder	Number of tools		
	Front 4 tools		
	Rear 4 tools		
	Max. drilling capability	φ10mm(25/64in)	
Max. tapping capability		M8×P1.25	
Power driven att.	Number of toolsn		
	Front	3 tools	
	Rear	3 tools	
	Max. drilling capability		φ8mm(5/16in)
	Max. tapping capability		M6×P1.0
	Spindle speed		Max.8,000min ⁻¹
Drive motor		1.0kW(continuous)/1.2kW(5min./30%ED)	
Rapid feed rate		35m/min(X2,Z1,Z2,Y1,Y3), 20m/min(X1,Y2,X3,Z3)	
Main spindle indexing angle		C-axis control	
Main spindle speed		Max.10,000min ⁻¹	
Main spindle motor		2.2kW(continuous)/3.7kW(10min./25%ED)	
Coolant tank capacity		150ℓ	
Dimensions (WxDxH)		2,588×1,300×1,765mm	
Center height		1,040mm(3.41ft)	
Weight		3,400kg	
Power consumption		4.8kVA	
A-weighted sound pressure : note-1		Max.70dB (A)	

□ Backworking Attachment Specifications

Item		Specifications	
Max. chucking diameter		φ20mm(25/32in)	
Max. length for front ejection		80mm(3-5/32in)	
Max. parts projection length		30mm(1-3/16in)	
Back 8-Spindle unit	Number of tools	Stationary tool	Max.8 tools
		Power driven tool	Max.6 tools
	Max. drilling capability	Stationary tool	φ10mm(25/64in)
		Power driven tool	φ8mm(5/16in)
	Max. tapping capability	Stationary tool	M8×P1.25
		Power driven tool	M6×P1.0
Power-driven att. spindle speed		Max.8,000min ⁻¹	
Power-driven att. drive motor		1.0kW(continuous)/1.2kW(5min./30%ED)	
Sub spindle indexing angle		C-axis control	
Sub spindle speed		Max.10,000min ⁻¹	
Sub spindle motor		2.2kW(continuous)/3.7kW(10min./25%ED)	

□ External Dimensions

Unit : mm(ft)



※Design features, specifications and technical execution are subject to change without prior notice.

※This product is an export control item subject to the foreign exchange and foreign trade laws. Thus, before exporting this product, or taking it overseas, contact your STAR MICRONICS dealer.

□ Standard Accessories and Functions

- CNC unit FANUC 31i-B5
- Operation panel 10.4-inch color LCD display
- Pneumatic unit
- Automatic centralized lubrication unit
- Coolant level detector (lower limit)
- Door interlock system
- Broken cutoff tool detector
- Drive unit for revolving guide bush
- C-axis control unit (Main/Sub)
- Spindle clamp unit (Main/Sub)
- Drive system for power-driven tool (for the tool posts 1 and 2)
- 4-Spindle sleeve holder
- Back 8-Spindle unit
- Drive unit for power-driven attachment B
- Parts ejector (Spring type)
- Air purge for revolving guide bush
- Sub spindle air purge unit
- Sub spindle air blow unit
- Parts separator
- Automatic bar feeder interface
- Work light
- Leakage breaker

□ Optional Accessories and Functions

- Revolving guide bush
- Rotary magic guide bush unit
- Collet (Main/Sub)
- 2-station tool holder (□12mm/□16mm)
- 4-station tool holder (□12mm/□16mm)
- Parts conveyor
- Parts ejector
- Parts ejector (Spring type rotary ver.)
- Parts separator unit A
- Barstock gripping unit
- Parts ejector with guide tube
- Parts stopper unit
- Main spindle inner tube
- Coolant unit 2.5MPa
- Coolant unit 6.9MPa
- Coolant unit 0.7MPa
- Coolant pipings
- Coolant flow detector
- Parts ejection detector
- Warning light
- Water separator
- Compliant with the RS-232C interface
- Transformer
- Transformer CE marking version
- Transformer CE marking specifications

Note)

The machining capacities apply to SUS303 material. The machining capacities may differ from listed values depending on the machining conditions, such as the material to be machined or the tools to be used.

note-1 : ● Measures conforming to ISO standard.

● A-weighted sound pressure is a general assessment standard characteristic that corrected the sound level to human acoustic sense.

STAR MICRONICS CO., LTD.

Machine Tools Division

1500-34 Kitanoya, Misawa, Kikugawa, Shizuoka, 439-0023 Japan

America, Europe Sales TEL.+81-537-36-5594 FAX.+81-537-36-5607
Asia Sales TEL.+81-537-36-5574 FAX.+81-537-36-5607

Star CNC Machine Tool Corporation
123 Powerhouse Road, Roslyn Heights, NY 11577, U.S.A.
TEL.+1-516-484-0500 FAX.+1-516-484-5820

Star Micronics GB Limited
Unit 1 Riverlands Business Park Raynesway DERBY DE21 7BZ
TEL.+44-1332-86-44-55 FAX.+44-1332-86-40-05

Star Micronics GmbH
Robert-Grob-Str. 1, D-75305 Neuenburg, Germany
TEL.+49-7082-7920-0 FAX.+49-7082-7920-20

Star Micronics AG
Lauetstrasse 3, CH-8112 Otelfingen, Switzerland
TEL.+41-43-411-60-60 FAX.+41-43-411-60-66

Star Machine Tool France
90 Allee de Glaisy, ZI, 74300 Thyez Haute Savoie, France
TEL.+33-450-96-05-97 FAX.+33-450-96-91-54

Shanghai Xingang Machinery Co., Ltd.
2F, 229 Fute Rd. N. The China (Shanghai) Pilot Free Trade Zone
TEL.+86-21-5868-2100 FAX.+86-21-5868-2101

Star Micronics (Thailand) Co., Ltd.
289/23 M.13 Soi Kingkaew 25/1, Kingkaew Rd., T.Rachathewa A.Bangplee Samutprakarn 10540, Thailand
TEL.+66-2-186-8945-47 FAX.+66-2-183-7845

<http://www.star-m.jp/eng/>

9001 ISO 14001
CERTIFIED